

ATTACKING ACTIONS: MOVEMENTS & PASSING



MAKE

THE

OVERLAP

ONSIDE
ENGLISH

ATTACKING PLAY: MOVEMENT & PASSING


TO MAKE AN OVERLAP

=

**TO MAKE A RUN OUTSIDE OF
THE PLAYER WHO IS IN POSSESSION
OF THE BALL SO THAT THEY HAVE AN
ATTACKING OPTION.**

**WING BACKS & FULL BACKS USUALLY
COMPLETE THIS ACTION.**

ATTACKING PLAY: MOVEMENT & PASSING



MAKE THE OVERLAP

We will focus on Rafinha and Arjen Robben to understand how **TO MAKE AN OVERLAP**.

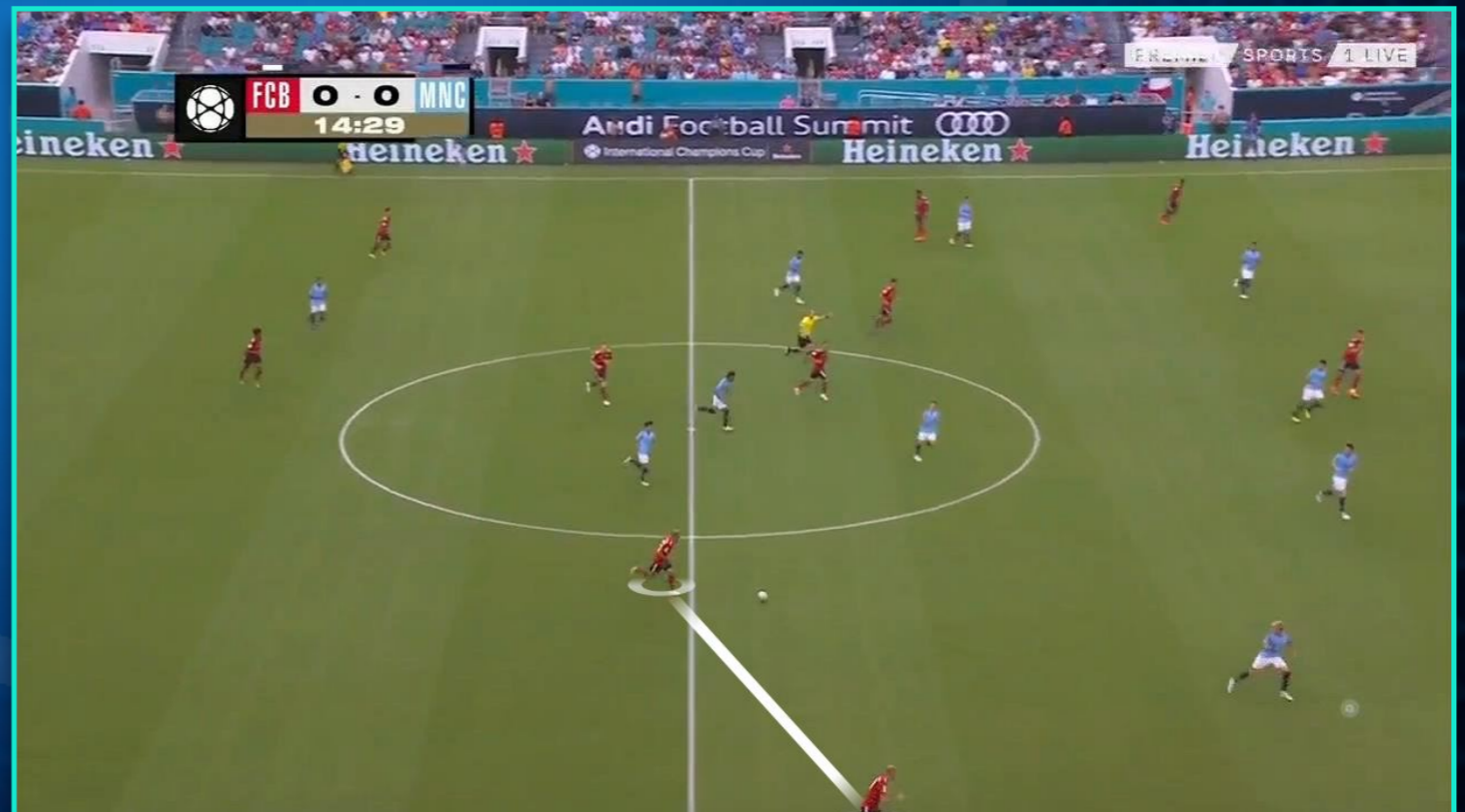
They will combine play to show how **MAKING AN OVERLAP** can create goal scoring chances.

MAKING THE OVERLAP

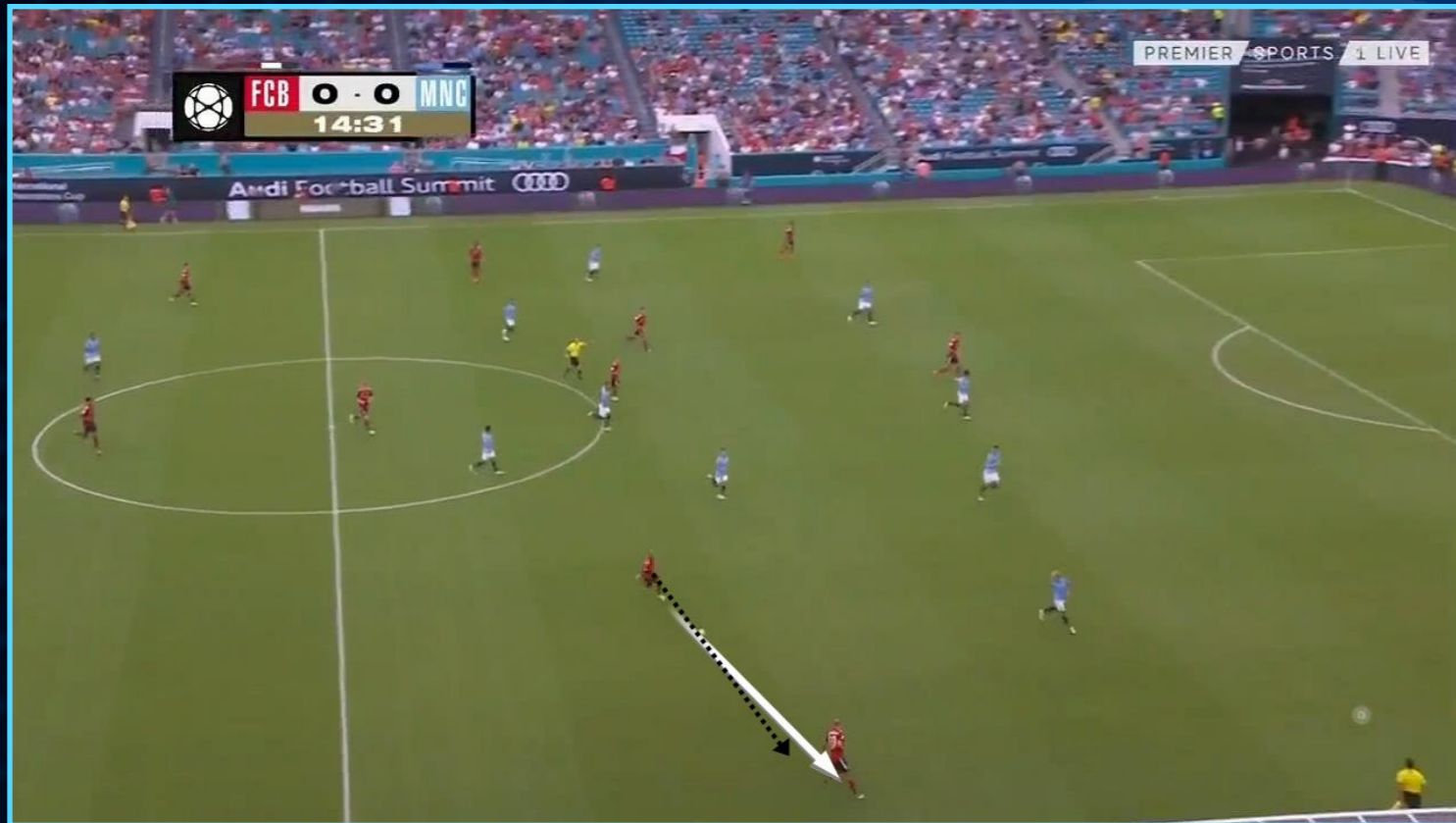
Here, Rafinha collects the ball and moves forward. He is going to attack the defender and look to link-up with Arjen Robben.

He is positioning himself to **MAKE THE OVERLAP**.

MAKING OVERLAPS relies on speed, vision and movement.



ATTACKING PLAY: MOVEMENT & PASSING



THE OVERLAP

Rafinha is initiating **THE OVERLAP** by passing to Robben and moving towards him.

This ensures that Robben knows Rafinha will **MAKE THE OVERLAP** and now he will run towards the defender until Rafinha is in position.

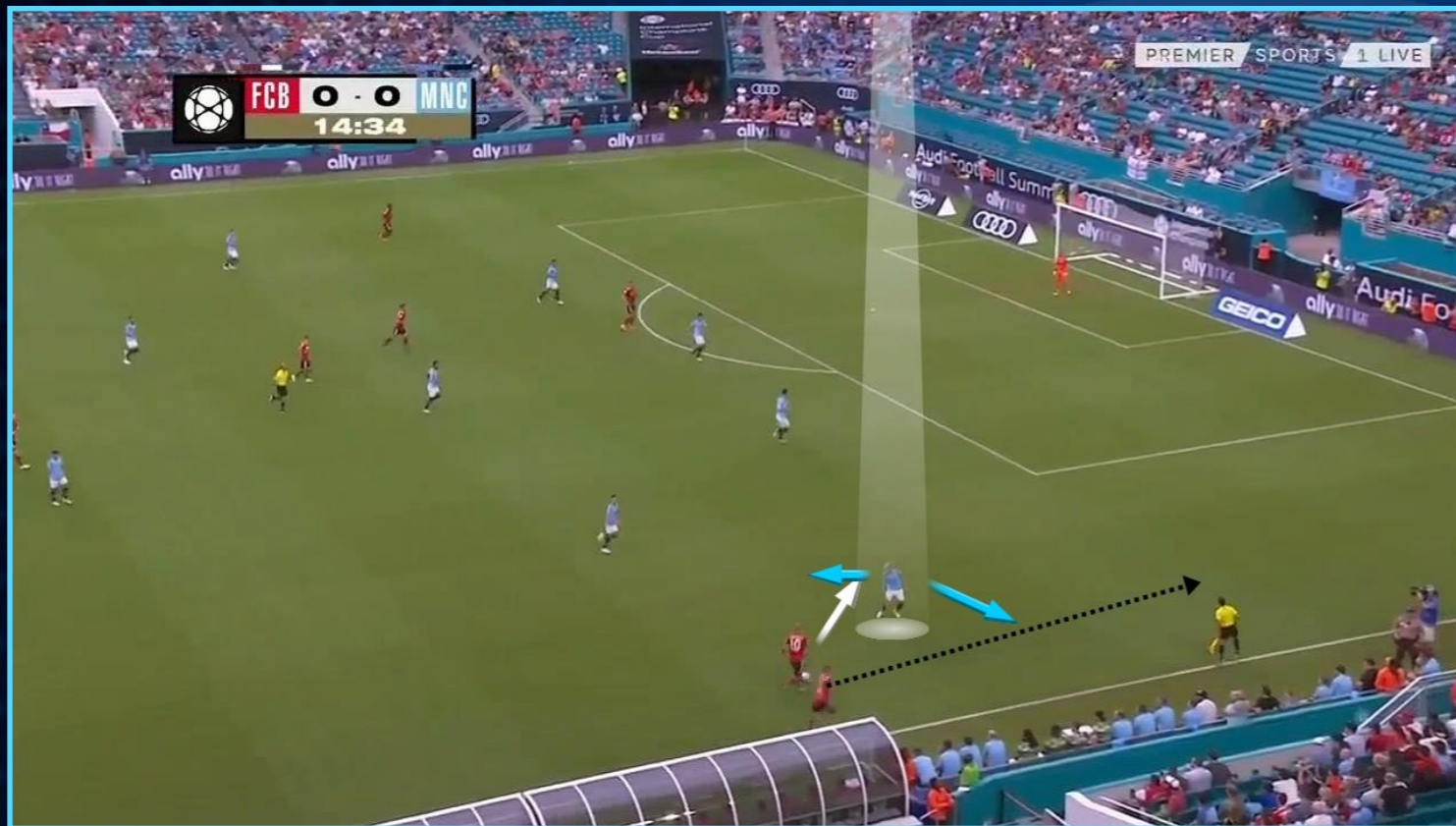
OVERLAPPING INTO SPACE

Because Rafinha runs around Robben it becomes harder for defences to follow attackers.

Rafinha is now going to run along the black line and **OVERLAP INTO THE SPACE** where he will request the ball from Robben.



ATTACKING PLAY: MOVEMENT & PASSING



MAKING THE OVERLAP


To complete **THE OVERLAP** Robben will need to keep the defender guessing. He will need to stop the defender from following Rafinha so he runs towards him.

Rafinha in the meantime **MAKES THE OVERLAP**.

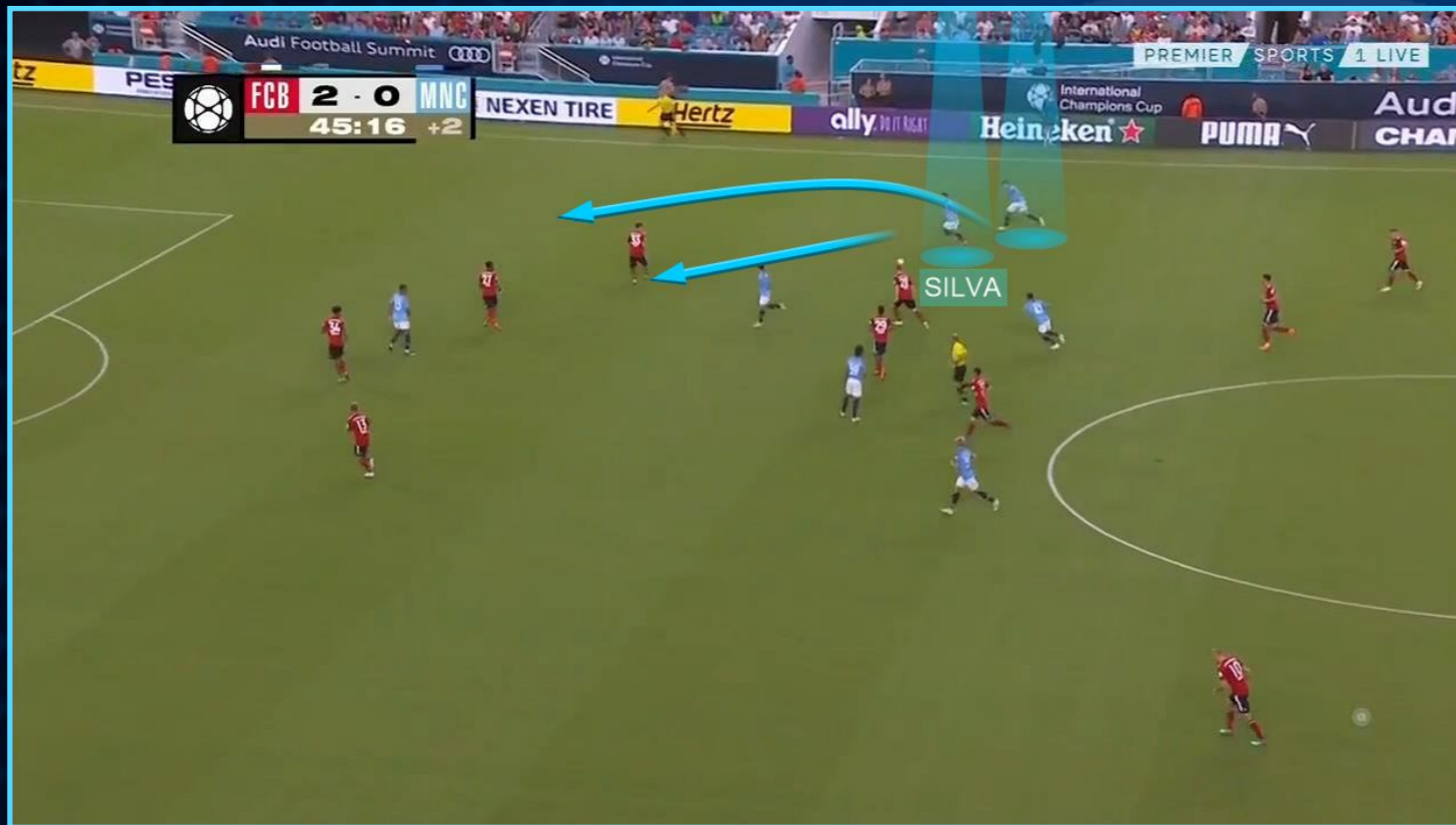
SUCCESSFUL OVERLAPS

Rafinha has successfully **MADE THE OVERLAP** and is now in behind the Manchester City defence where he has lots of space.

Wing backs and full backs will normally **MAKE AN OVERLAP** as they run from a deep position.



ATTACKING PLAY: MOVEMENT & PASSING



ANOTHER EXAMPLE

In this image Bernardo Silva is going to use **THE OVERLAP** to score a goal.

As you can see he will follow the blue line and run at the defence. The full back will then **MAKE THE OVERLAP** (the curved blue line).

OVERLAPPING TO CREATE SPACE

Silva has continued his run and the full back has **MADE THE OVERLAP**.

This has given Silva more space in the middle, so he can run towards goal and score.

MAKING AN OVERLAP does not always have to result in the player getting the ball. It can act as a decoy.

